

solucionesairbag

Paseo de los Olivos, 35 28935 Móstoles (Parque Coimbra) Madrid.



Tlf y Whatsapp: 608540592

Correo electrónico: solucionesairbag@gmail.com



MERCEDES CR1





Rojo = +12v ACC
Negro = -GND
Amarillo = Can H
Blanco = Can L




solucionesairbag

Paseo de los Olivos, 35 28935 Móstoles (Parque Coimbra) Madrid.

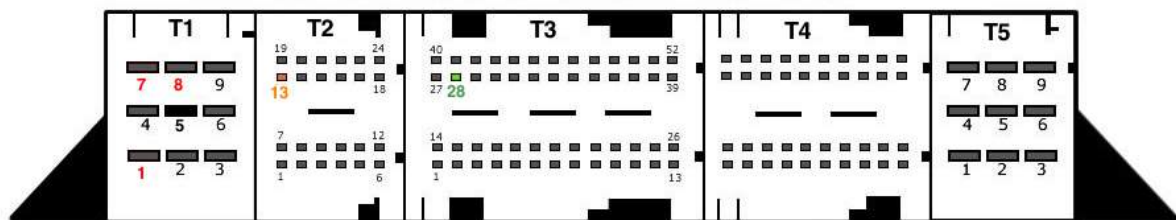
Tlf y Whatsapp: 608540592

Correo electrónico: solucionesairbag@gmail.com





BOSH EDC15



15C5

Positivo 12v

T1 - Pin 1, 7

12v ACC

T2 - Pin 13

GND

T1 - Pin 5

K.Line

T3 - Pin 28

15C6

Positivo 12v

T1 - Pin 7, 8

12v ACC

T2 - Pin 13

GND

T1 - Pin 5

K.Line

T3 - Pin 28

IMPORTANTE: Necesario alimentar en banco para emparejamiento entre unidad y emulador.

Repetir operación 3 ciclos de contacto.

Verificar funcionamiento: El emulador debe parpadear rápidamente (proceso OK).

solucionesairbag

Paseo de los Olivos, 35 28935 Móstoles (Parque Coimbra) Madrid.

Tlf y Whatsapp: 608540592

Correo electrónico: solucionesairbag@gmail.com



\MERCEDES\CR1\CR1_24C04_ORI.bin																
OFFSET	00	01	02	03	04	05	06	07	08	09	0A	0B	0C	0D	0E	0F
000000E0	FF	FF	FF	FF	FF	FF	FF	FF	FF	FF	FF	FF	FF	FF	FF	FF
000000F0	FF	FF	FF	FF	FF	FF	FF	FF	FF	FF	FF	FF	FF	FF	FF	FF
00000100	FF	FF	FF	FF	FF	FF	FF	FF	FF	FF	FF	FF	FF	FF	FF	FF
00000110	FF	FF	FF	FF	FF	FF	FF	FF	FF	FF	FF	FF	FF	FF	FF	FF
00000120	FF	FF	FF	FF	FF	FF	FF	FF	FF	FF	FF	FF	FF	FF	FF	FF
00000130	FF	FF	FF	FF	FF	FF	FF	FF	FF	FF	FF	FF	20	EF		
00000140	7C	FD	7F	2D	5B	75	FD	EF	7C	FD	7F	2D	5B	75	FD	EF
00000150	7C	FD	7F	FF	13	00	00	00	FF	FF	FF	FF	FF	FF	FF	FF
00000160	FF	FF	FF	FF	FF	FF	FF	FF	FF	FF	FF	FF	FF	FF	FF	FF
00000170	FF	FF	FF	FF	FF	FF	FF	FF	FF	FF	FF	FF	FF	FF	FF	FF
00000180	FF	FF	FF	FF	FF	FF	FF	FF	FF	FF	FF	FF	FF	FF	FF	FF
00000190	FF	FF	FF	FF	FF	FF	FF	FF	FF	FF	FF	FF	FF	FF	FF	FF
000001A0	FF	FF	FF	FF	FF	FF	FF	FF	FF	FF	FF	FF	FF	FF	FF	FF
000001B0	FF	FF	FF	FF	FF	FF	FF	FF	FF	FF	FF	FF	FF	FF	FF	FF
000001C0	FF	FF	FF	FF	FF	FF	FF	FF	FF	FF	FF	FF	FF	FF	FF	FF
000001D0	FF	FF	FF	FF	FF	FF	FF	FF	FF	FF	FF	FF	FF	FF	FF	FF
000001E0	FF	FF	FF	FF	FF	FF	FF	FF	FF	FF	FF	FF	FF	FF	FF	4E
000001F0	39	0C	85	FF	00	CB	83	5F	74	00	52	B0	52	B0	52	B0

\MANUALES\MERCEDES\CR1\CR1_24C04_PARA_EMULADOR.bin																
OFFSET	00	01	02	03	04	05	06	07	08	09	0A	0B	0C	0D	0E	0F
000000E0	FF	FF	FF	FF	FF	FF	FF	FF	FF	FF	FF	FF	FF	FF	FF	FF
000000F0	FF	FF	FF	FF	FF	FF	FF	FF	FF	FF	FF	FF	FF	FF	FF	FF
00000100	FF	FF	FF	FF	FF	FF	FF	FF	FF	FF	FF	FF	FF	FF	FF	FF
00000110	FF	FF	FF	FF	FF	FF	FF	FF	FF	FF	FF	FF	FF	FF	FF	FF
00000120	FF	FF	FF	FF	FF	FF	FF	FF	FF	FF	FF	FF	FF	FF	FF	FF
00000130	FF	FF	FF	FF	FF	FF	FF	FF	FF	FF	FF	FF	20	EF		
00000140	7C	FD	7F	2D	5B	75	FD	EF	7C	FD	7F	2D	5B	75	FD	EF
00000150	7C	FD	7F	FF	13	00	00	00	FF	FF	FF	FF	FF	FF	FF	FF
00000160	FF	FF	FF	FF	FF	FF	FF	FF	FF	FF	FF	FF	FF	FF	FF	FF
00000170	FF	FF	FF	FF	FF	FF	FF	FF	FF	FF	FF	FF	FF	FF	FF	FF
00000180	FF	FF	FF	FF	FF	FF	FF	FF	FF	FF	FF	FF	FF	FF	FF	FF
00000190	FF	FF	FF	FF	FF	FF	FF	FF	FF	FF	FF	FF	FF	FF	FF	FF
000001A0	FF	FF	FF	FF	FF	FF	FF	FF	FF	FF	FF	FF	FF	FF	FF	FF
000001B0	FF	FF	FF	FF	FF	FF	FF	FF	FF	FF	FF	FF	FF	FF	FF	FF
000001C0	FF	FF	FF	FF	FF	FF	FF	FF	FF	FF	FF	FF	FF	FF	FF	FF
000001D0	FF	FF	FF	FF	FF	FF	FF	FF	FF	FF	FF	FF	FF	FF	FF	FF
000001E0	FF	FF	FF	FF	FF	FF	FF	FF	FF	FF	FF	FF	FF	FF	FF	2A 4E
000001F0	00	00	FF	FF	00	9C	D4	13	56	01	52	B0	52	B0	52	B0

CAMBIAR VALORES RESALTADOS EN LA IMAGEN EN LAS FILAS **1E0** Y **1F0** SEGÚN SE MUESTRA